


TRIH

MAIN FEATURES

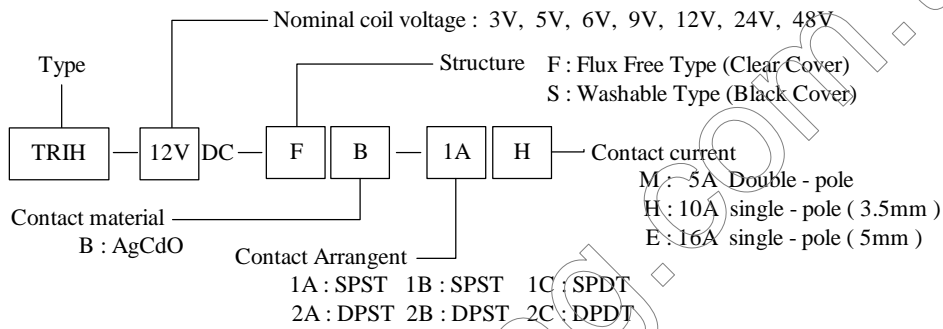
- 1 Miniature heavy-duty relays
- 1 Single-Pole, 10 Amp PC Board
- 1 SPST and SPDT configurations
- 1 5KV dielectric coil to contacts
- 1 Sealed & Unsealed types available

APPLICATIONS

- 1 Microwave Ovens, Facsimiles, Refrigerators
- Air Conditioners, Stereo Equipment,
- Copier, TV Set, Vending Machines,
- Temperature Controllers, etc.



ORDERING INFORMATION

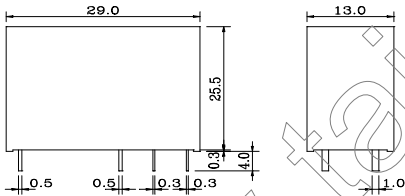


DIMENSION (unit:mm)

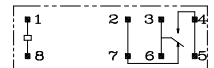
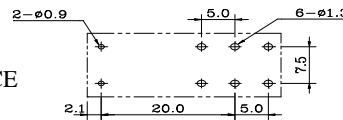
DRILLING (unit:mm)

WIRING DIAGRAM

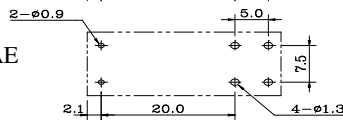
16A



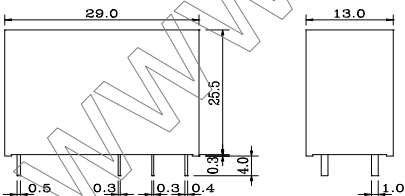
TRIH-1CE



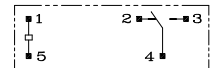
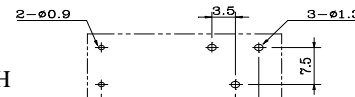
TRIH-1AE



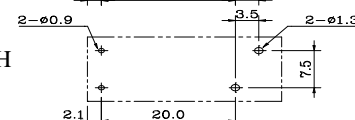
10A



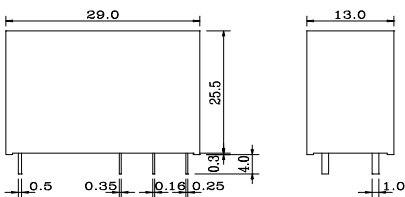
TRIH-1CH



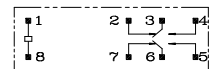
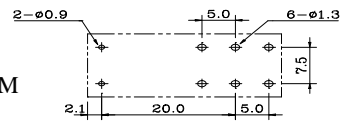
TRIH-1AH



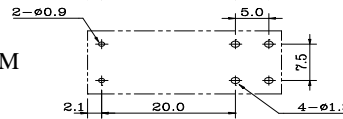
5A



TRIH-2CM



TRIH-2AM



COIL DATA CHART (AT20¹/₂C)

Nominal voltage	Pick-Up voltage	Drop-out voltage	Nominal current	Coil resistance	Power consumption	Max. allowable voltage
VDC	VDC(Max.)	VDC(Min.)	mA(±10%)	Ω (±10%)	(mW)	(VDC)
3	2.4	0.3	176	17	Approx. 530	110% of nominal voltage
5	3.75	0.5	106	47		
6	4.5	0.6	88.2	68		
9	6.75	0.9	56.2	160		
12	9.0	1.2	43.6	275		
24	18	2.4	21.8	1100±15%		
48	36	4.8	11.5	4170±15%		

CONTACT RATING

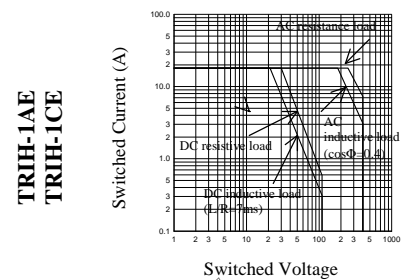
Arrangement Item	E-Type		H-Type		M-Type	
	SPST-NO(1a)	SPDT(1c)	SPST-NO(1a)	SPDT(1c)	DPST-NO(2a)	DPDT(2c)
Rated load	Resistive load (cosΦ=1)	Inductive load (cosΦ=0.4)	Resistive load (cosΦ=1)	Inductive load (cosΦ=0.4)	Resistive load (cosΦ=1)	Inductive load (cosΦ=0.4)
	16A 250VAC 16A 30VDC	8A 250VAC 8A 30VDC	10A 250VAC 10A 30VDC	7.5A 250VAC 5A 30VDC	5A 250VAC 5A 30VDC	2A 250VAC 3A 30VDC
Carrying current	16A		10A		5A	
Max. switching voltage	380VAC, 125VDC		380VAC, 125VDC		380VAC, 125VDC	
Max. switching current	16A		10A		5A	
Max. switching power	4000VA, 480W	2000VA, 240W	2500VA, 300W	1875VA, 150W	1250VA, 150W	500VA, 90W
Min. permissible load	DC 5V 100mA				DC 5V 10mA	
Contact material	Ag Alloy					

PERFORMANCE (at initial value)

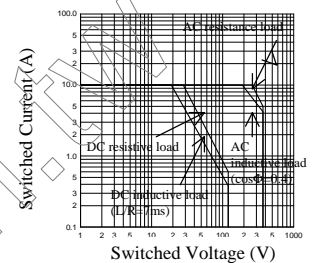
Contact Resistance	Max. 50mΩ
Operation time (at nominal voltage)	Max. 15msec
Release time (at nominal voltage)	Max. 10msec
Operating frequency	20ops/minute
Insulation resistance	Min. 100MΩ (at 500VDC)
Vibration resistance	Functional : 10 to 55 Hz, 1.5mm double amplitude Destructive : 10 to 55 Hz, 1.5mm double amplitude
Shock resistance	Functional : Min, 10 G Destructive : Min, 100G
Dielectric strength	5000VAC. for 1 minute between coil and contact. 3000VAC. for 1 minute between contact sets. 1000VAC. for 1 minute between open contacts.
Ambient temperature	Storage : -40 to +70 ¹ / ₂ C Operating : -40 to +70 ¹ / ₂ C
Humidity	35 to 85% RH
Life expectancy	Mechanical : DC 2x10 ⁷ operations AC 1x10 ⁷ operations Electrical : 1x10 ⁵ operations (at rated load)
Weight	Approx. 17grs.
U/L File NO	E156521
TUV	R9659294/-96/-98

REFERENCE DATA

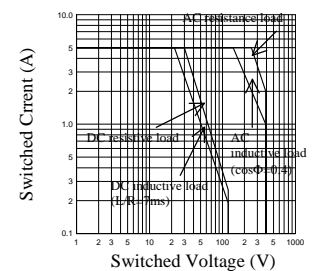
Maximum Switched Power



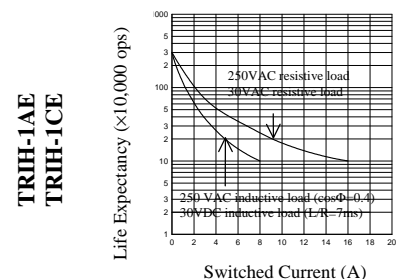
TRI-H-1AH
TRI-H-1CH



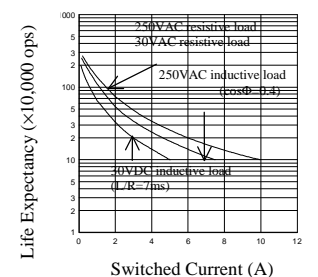
TRI-H-2AM
TRI-H-2CM



Electrical Life Expectancy



TRI-H-1AH
TRI-H-1CH



TRI-H-2AM
TRI-H-2CM

