



ATTENTION
OBSERVE PRECAUTIONS
FOR HANDLING
ELECTROSTATIC
DISCHARGE
SENSITIVE
DEVICES

L-154A4SURKPBVGC

HYPER RED
BLUE
GREEN

Features

- UNIFORM LIGHT OUTPUT.
- LOW POWER CONSUMPTION.
- I.C.COMPATIBLE.
- LONG LIFE-SOLID STATE RELIABILITY.
- RoHS COMPLIANT.

Description

The Hyper Red source color devices are made with DH InGaAlP on GaAs substrate Light Emitting Diode.

The Blue source color devices are made with InGaN on SiC Light Emitting Diode.

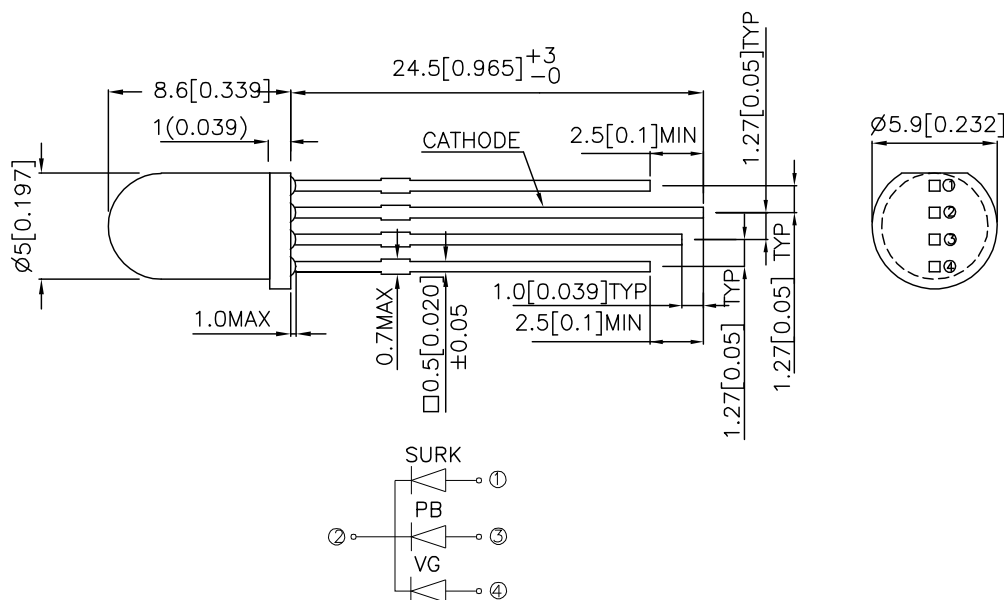
The Green source color devices are made with InGaN on SiC Light Emitting Diode.

Static electricity and surge damage the LEDS.

It is recommended to use a wrist band or anti-electrostatic glove when handling the LEDs.

All devices, equipment and machinery must be electrically grounded.

Package Dimensions



Notes:

1. All dimensions are in millimeters (inches).
2. Tolerance is $\pm 0.25(0.01")$ unless otherwise noted.
3. Lead spacing is measured where the leads emerge from the package.
4. Specifications are subject to change without notice.

Selection Guide

Part No.	Dice	Lens Type	Iv (mcd) @ 20mA		Viewing Angle
			Min.	Typ.	2θ1/2
L-154A4SURKPBVGC	HYPER RED (InGaAlP)	WATER CLEAR	380	700	50°
	BLUE (InGaN)		180	500	
	GREEN (InGaN)		480	1200	

Note:

1. θ1/2 is the angle from optical centerline where the luminous intensity is 1/2 the optical centerline value.

Electrical / Optical Characteristics at TA=25°C

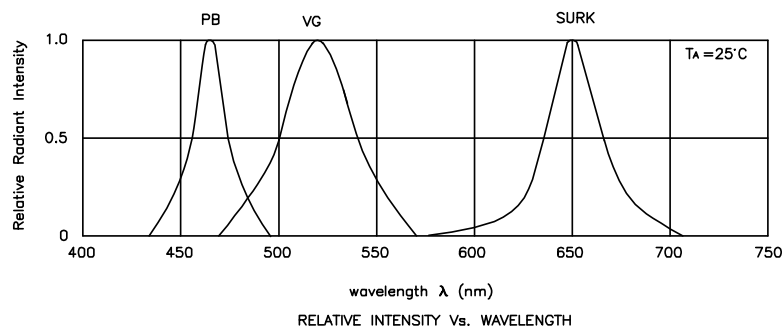
Symbol	Parameter	Device	Typ.	Max.	Units	Test Conditions
λpeak	Peak Wavelength	Hyper Red Blue Green	650 468 520		nm	IF=20mA
λD	Dominant Wavelength	Hyper Red Blue Green	635 470 525		nm	IF=20mA
Δλ1/2	Spectral Line Half-width	Hyper Red Blue Green	28 25 38		nm	IF=20mA
C	Capacitance	Hyper Red Blue Green	35 65 45		pF	VF=0V;f=1MHz
VF	Forward Voltage	Hyper Red Blue Green	1.95 3.65 3.5	2.5 4.2 4.5	V	IF=20mA
IR	Reverse Current	All		10	uA	VR= 5V

Absolute Maximum Ratings at TA=25°C

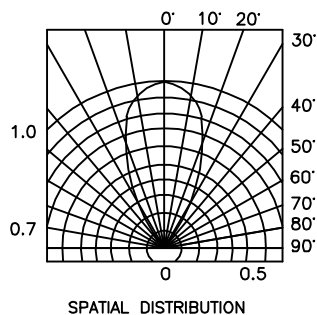
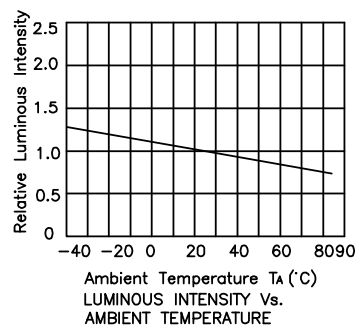
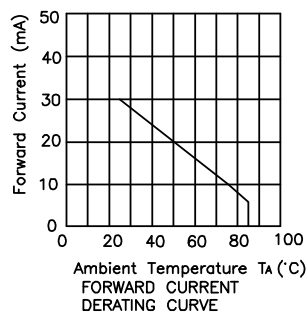
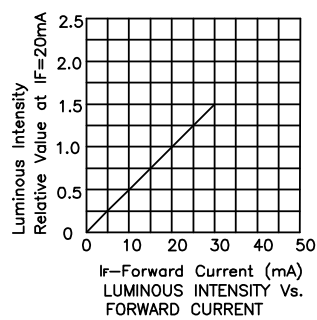
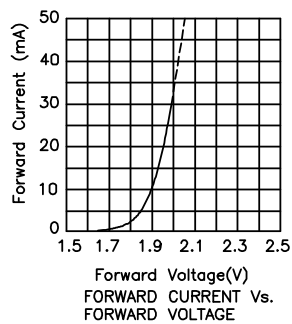
Parameter	Hyper Red	Blue	Green	Units
Power dissipation	170	102	105	mW
DC Forward Current	30	30	30	mA
Peak Forward Current [1]	185	160	150	mA
Reverse Voltage	5			V
Operating/Storage Temperature	-40°C TO +85°C			
Lead Solder Temperature [2]	260°C For 3 Seconds			
Lead Solder Temperature [3]	260°C For 5 Seconds			

Notes:

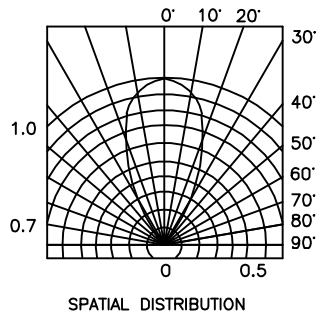
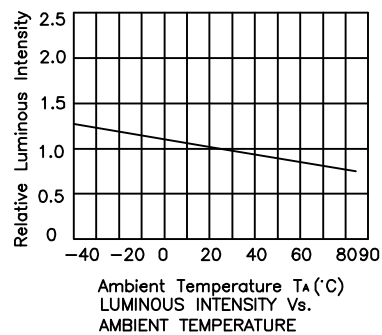
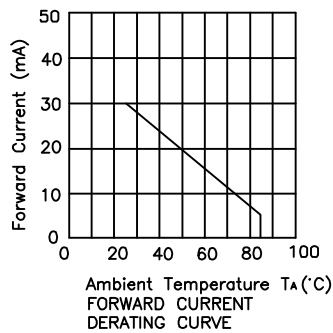
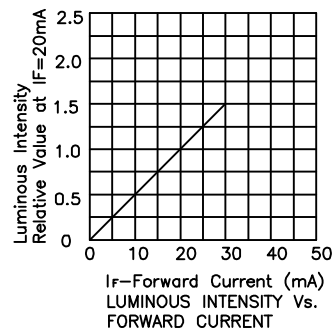
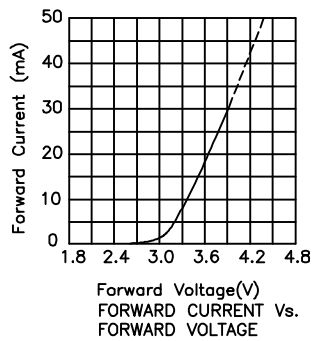
1. 1/10 Duty Cycle, 0.1ms Pulse Width.
2. 2mm below package base.
3. 5mm below package base.



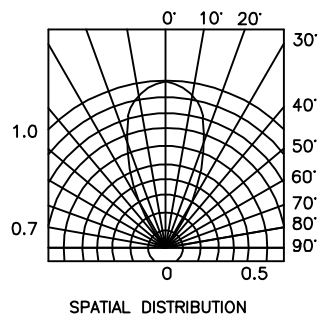
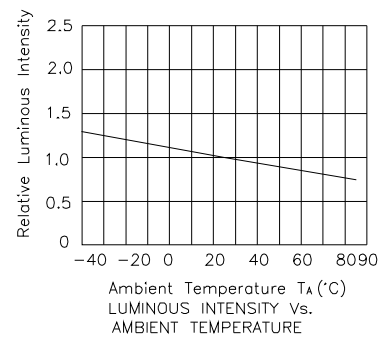
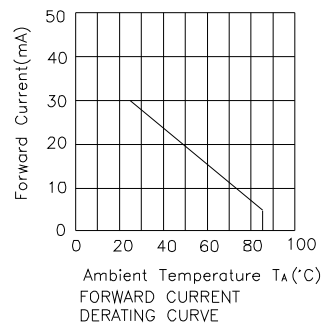
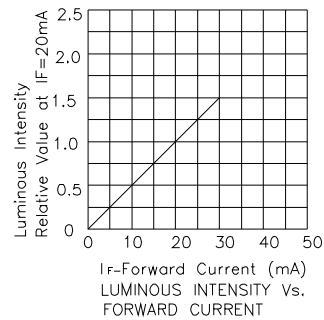
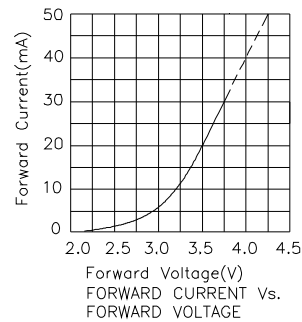
L-154A4SURKPBVG
Hyper Red



Blue



Green



Remarks:

If special sorting is required (e.g. binning based on forward voltage, luminous intensity, or wavelength), the typical accuracy of the sorting process is as follows:

1. Wavelength: $\pm 1\text{nm}$
2. Luminous Intensity: $\pm 15\%$
3. Forward Voltage: $\pm 0.1\text{V}$

Note: Accuracy may depend on the sorting parameters.