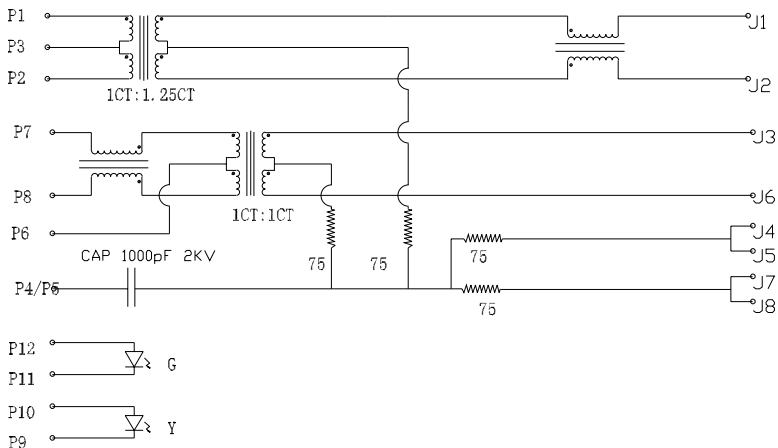


SPECIFICATION FOR APPROVAL

PRODUCT NAME: 59, 1*1port with transformer and
LED, w/0 EMI, 10/100BT Afer 3. 05

PRODUCT NO : TS-50024-1



ELECTRICAL SPECIFICATIONS:

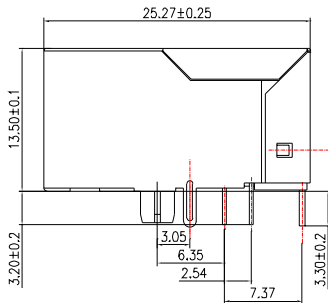
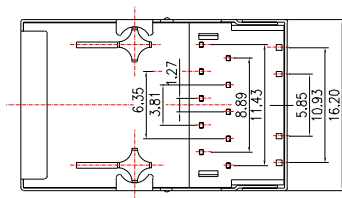
- 1.0 TURNS RATIO: (P1~P2) : (J1~J2) : 1:1.25±3%
 (P7~P8) : (J3~J6) : 1:1±3%
- 2.0 INDUCTANCE: (P1~P2) 350uH MIN @ 0.1V, 100KHZ, 8mA DC BIAS
 (P7~P8) 350uH MIN @ 0.1V, 100KHZ, 8mA DC BIAS
- 3.0 LEAKAGE INDUCTANCE: P1~P2 (WITH J1 AND J2 SHORT) : 0.3uH MAX @ 1 MHZ
 P7~P8 (WITH J3 AND J6 SHORT) : 0.3uH MAX @ 1 MHZ

SIZE A	DRAWING NO. TS-50024-1	REV 01
SCALE N/A		SHEET 2 OF 7

- 4.0 INTERWINDING CAPACITANCE: (P1~P2) : (J1~J2) : 35pF MAX @ 1MHZ
(P7~P8) : (J3~J6) : 35pF MAX @ 1MHZ
- 5.0 DC RESISTANCE: (J1~J2) : (P7~P8) : 1.2 OHMS MAX
- 6.0 RETURN LOSS: 1MHZ TO 30MHZ : -18dB MIN
30MHZ TO 80MHZ : -12dB MIN
- 7.0 DIELECTRIC WITHSTAND: (P1~P2) : (J1~J2) : 1500VAC
(P7~P8) : (J3~J6) : 1500VAC
- 8.0 INSERTION LOSS: RS=RL=100OHM : -1.1dB MIN
100KHZ TO 80MHZ
- 9.0 RISE TIME: RS=100 OHMS AND RL=1000OHMS : 3.0nS MAX
OUTPUT VOLTAGE=1V PEAK : 3.0nS MAX
PULSE WIDTH= 112nS
- 10.0 CROSS TALK: 1MHZ TO 100MHZ : 40dB TYP
- 11.0 COMMON TO COMMON MODE ATTENUATION: 30MHZ TO 100MHZ : 35dB TYP

SIZE A	DRAWING NO. TS-50024-1	REV 01
SCALE N/A		SHEET 3 OF 7

MECHANIC SPECIFICATIONS:

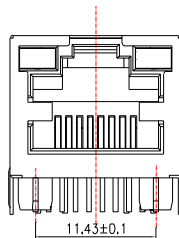


NOTES:

- CONNECTOR MATERIAL:
HOUSING: THERMOPLASTIC UL94 V-0
CONTACT/SHIELD: COOPER ALLOY
SHIELD PLATING: NICKEL OR TIN
CONTACT PLATING: SELECTIVE GOLD,
50 MICRO-INCHES MIN
30 MICRO-INCHES MIN
15 MICRO-INCHES MIN
6 MICRO-INCHES MIN
3 MICRO-INCHES MIN

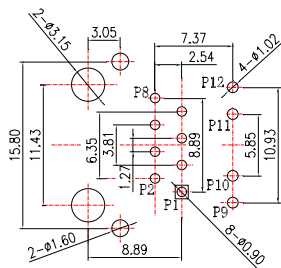
IN CONTACT AREA

- PIN NOT ELECTRICALLY CONNECTED MAYBE OMITTED SEE ELECTRICAL DRAWING FOR OMITTED PINS
- TOLERANCES COMPLY WITH F. C. C DIMENSION REQUIREMENTS
- WAVE SOLDER COMPATIBLE-PREHEAT 125 C DEGREE/90SECS
- ALL TOLERANCES NOT OTHERWISE SPECIFIED TO BE ± 0.1 mm.



SIZE A	DRAWING NO. TS-50024-1	REV 01
SCALE N/A		SHEET 4 OF 7

MECHANIC SPECIFICATIONS:



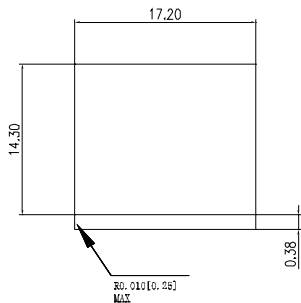
P. C. B RECOMMENDED HOLE LAYOUT SEEN FROM COMPONENT SIDE.

ALL CENTERLINE DIMENSIONS ARE BASIC

LED SPECIFICATION			
STANDARD LED	WAVELENGTH	Forward V(max)	TYP
GREEN	566nm	2.4V	2.2V
YELLOW	590nm	2.5V	2.1V

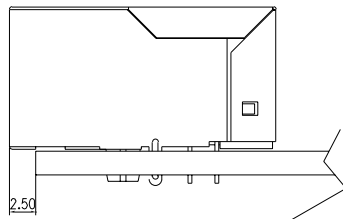
*WITH A FORWARD CURRENT OF 20mA

SIZE A	DRAWING NO. TS-50024-1	REV 01
SCALE N/A		SHEET 5 OF 7



.012" [0.38] FROM TOP OF PCB TO BOTTOM OF OPENING.

SUGGESTED PANEL OPENING (M. T. S)



1. THE SUGGESTED PANEL OPENING IS INTENDED TO GIVE THE USER THE ABILITY TO HAVE REASONABLE JACK/PANEL CLEARANCES CAPABILITY.
2. ALL TOLERANCES NOT OTHERWISE SPECIFIED TO BE ± 0.005 INCH (0.13)

SIZE A	DRAWING NO. TS-50024-1	REV 01
SCALE N/A		SHEET 6 OF 7

TEST DATA SHEET:

SIZE A	DRAWING NO. TS-50024-1	REV 01
SCALE N/A		SHEET 7 OF 7