

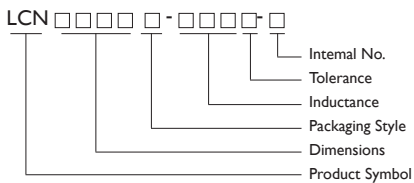
Wound Chip Inductors High Frequency

LCN Series

Lead-free / For RF Signals / Customer Design



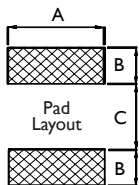
PRODUCT IDENTIFICATION



- Packaging: T: Tape and Reel
- Tolerance : G=±2%, J=±5%, K=±10%

RECOMMENDED PATTERN

Dimensions : mm



TYPE	A	B	C
LCN0402	0.66	0.36	0.46
LCN0603	1.02	0.64	0.64
LCN0805	1.78	1.02	0.76
LCN1008	2.54	1.02	1.27
LCN1206	2.70	1.00	2.00

Due to technical expertise of accurately winding skill, these chip inductors are designed as filtering, impedance matching, resonance and choke circuits for RF designer. The stand series as well as customer design to meet your needs of telecom & wireless products.

APPLICATIONS

RF products for cellular phone, GPS receiver, Base Station, Repeater, Wireless LAN/ Mouse/ Keyboard/ earphone, remote control, security system and other RF modules.

FEATURES

Meet SONY SS-00259's criteria for lead-free product. RoHs compliance.

Ceramic body and wire wound construction provide highest SRFs.

These ultra-compact inductors provided exceptional Q values, even at high frequencies.

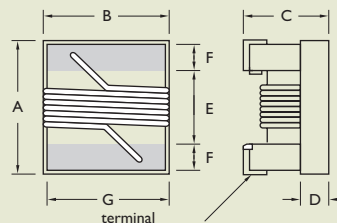
Their ceramic construction delivers the highest possible SRFs as well as excellent Q values.

The non-magnetic coil form also assures the utmost in thermal stability, predictability and batch consistency.

"LCN" series has been designed especially for the needs of customer design.

SHAPES AND DIMENSIONS

Dimensions : mm



Terminal Wraparound :

LCN0603: Approx. 0.18mm Both Ends

LCN0805: Approx. 0.38mm Both Ends

LCN1008: Approx. 0.38mm Both Ends

LCN1206: Approx. 0.38mm Both Ends

TYPE	A	B	C	D	E	F	G
LCN0402	1.19 ⁺⁰	0.64 ⁺⁰	0.66 ⁺⁰	0.25Ref	0.56	0.23	0.51
LCN0603	1.80 ⁺⁰	1.12 ⁺⁰	1.02 ⁺⁰	0.35Ref	0.86	0.33	0.76
LCN0805	2.29 ⁺⁰	1.73 ⁺⁰	1.52 ⁺⁰	0.50Ref	1.02	0.44	1.27
LCN1008	2.92 ⁺⁰	2.79 ⁺⁰	2.03 ⁺⁰	0.70Ref	1.52	0.51	2.03
LCN1206	3.70 ⁺⁰	2.80 ⁺⁰	2.20 ⁺⁰	0.90Ref	2.18	0.51	2.30



ELECTRICAL CHARACTERISTICS : LEAD-FREE & ROHS COMPLIANCE

PART NO.	Inductance (nH)	Test Frequency (MHz)	Tolerance (±%)	Q Min	SRF Min (MHz)	RDC MAX (Ω)	Irms Max (mA)
LCN0402T-1N5 □ -N	1.5	250	10/5	15	11300	0.050	1040
LCN0402T-2N0 □ -N	2.0	250	10/5	16	11100	0.070	1040
LCN0402T-2N2 □ -N	2.2	250	10/5	19	10800	0.070	960
LCN0402T-3N3 □ -N	3.3	250	10/5/3/2	19	7000	0.100	840
LCN0402T-3N6 □ -N	3.6	250	10/5/3/2	19	6800	0.100	840
LCN0402T-3N9 □ -N	3.9	250	10/5/3/2	19	6000	0.100	840
LCN0402T-5N1 □ -N	5.1	250	10/5/3/2	20	4800	0.130	800
LCN0402T-5N6 □ -N	5.6	250	10/5/3/2	20	4800	0.130	760
LCN0402T-6N2 □ -N	6.2	250	10/5/3/2	20	4800	0.150	760
LCN0402T-7N5 □ -N	7.5	250	10/5/3/2	22	4800	0.150	680
LCN0402T-8N2 □ -N	8.2	250	10/5/3/2	22	4400	0.150	680
LCN0402T-9N0 □ -N	9.0	250	10/5/3/2	22	4160	0.200	680
LCN0402T-10N □ -N	10	250	10/5/3/2	21	3900	0.200	480
LCN0402T-11N □ -N	11	250	10/5/3/2	24	3680	0.230	640
LCN0402T-12N □ -N	12	250	10/5/3/2	24	3600	0.230	640
LCN0402T-15N □ -N	15	250	10/5/3/2	24	3280	0.230	560
LCN0402T-19N □ -N	19	250	10/5/3/2	24	3040	0.270	480
LCN0402T-23N □ -N	23	250	10/5/3/2	22	2720	0.300	400
LCN0402T-27N □ -N	27	250	10/5/3/2	24	2480	0.350	400
LCN0402T-33N □ -N	33	250	10/5/3/2	24	2350	0.440	320
LCN0402T-36N □ -N	36	250	10/5/3/2	24	2320	0.440	320
LCN0402T-40N □ -N	40	250	10/5/3/2	24	2240	0.540	320
LCN0402T-47N □ -N	47	250	10/5/3/2	20	2100	0.830	150

1. When ordering, please specify tolerance and packaging code. Ex : LCN0402T-10NJ-N

Tolerance : G = ±2% , H = ±3% , J = ±5% , K = ±10% Packaging : Clear Tape and Reel (Standard)

2.L, Q : Agilent / HP4291A+Agilent / HP16193A

3.SRF : Agilent/HP8753D / Agilent/HP4291A

4.RDC : Digital Multimeter SC-7401

5.Irms for a 15°C rise above 25°C ambient



ELECTRICAL CHARACTERISTICS LCN0603 SERIES : LEAD-FREE & ROHS COMPLIANCE

PART NO.	INDUCTANCE at 250MHz (nH)	TOLERANCE (%)	Q Min.	SRF (MHz) Min.	DC RESISTANCE (Ω) Max.	RATED CURRENT (mA) Max.	900MHz		1.7 GHz		COLOR
							L TYPE	Q TYPE	L TYPE	Q TYPE	
LCN0603T-1N6 □ -N	1.6	10 / 5	24	12500	0.030	700	1.6	49	1.58	63	Red
LCN0603T-1N8 □ -N	1.8	10 / 5	16	12500	0.045	700	1.6	35	1.66	50	Black
LCN0603T-3N6 □ -N	3.6	10 / 5	22	5900	0.063	700	3.72	53	3.71	65	Red
LCN0603T-3N9 □ -N	3.9	10 / 5	22	6900	0.080	700	3.95	49	3.96	67	Brown
LCN0603T-4N3 □ -N	4.3	10 / 5	22	5900	0.063	700	4.32	50	4.33	70	Orange
LCN0603T-4N7 □ -N	4.7	10 / 5	20	5800	0.116	700	4.72	47	4.75	57	Violet
LCN0603T-5N1 □ -N	5.1	10 / 5	20	5700	0.140	700	4.93	47	4.95	56	Green
LCN0603T-6N3 □ -N	6.3	10 / 5	20	5700	0.140	700	5.5	47	6.1	60	White
LCN0603T-6N8 □ -N	6.8	10 / 5	27	5800	0.110	700	6.75	60	7.1	81	Red
LCN0603T-7N5 □ -N	7.5	10 / 5	28	4800	0.106	700	7.70	60	7.82	65	Brown
LCN0603T-8N2 □ -N	8.2	10 / 5	28	4700	0.109	700	8.30	60	8.50	60	White
LCN0603T-8N7 □ -N	8.7	10 / 5	28	4600	0.109	700	8.86	62	9.32	58	Yellow
LCN0603T-9N5 □ -N	9.5	10 / 5	28	5400	0.135	700	9.70	59	9.92	61	Blue
LCN0603T-10N □ -N	10	10 / 5 / 2	31	4800	0.130	700	10	66	10.6	83	Orange
LCN0603T-11N □ -N	11	10 / 5 / 2	33	4000	0.086	700	11	53	11.5	56	Gray
LCN0603T-12N □ -N	12	10 / 5 / 2	35	4000	0.130	700	12.3	72	13.5	83	Yellow
LCN0603T-15N □ -N	15	10 / 5 / 2	35	4000	0.170	700	15.4	64	16.8	89	Green
LCN0603T-16N □ -N	16	10 / 5 / 2	34	3300	0.104	700	16.2	55	17.3	52	White
LCN0603T-18N □ -N	18	10 / 5 / 2	35	3100	0.170	700	18.7	70	21.4	69	Blue
LCN0603T-22N □ -N	22	10 / 5 / 2	38	3000	0.190	700	22.8	73	26.1	71	Violet
LCN0603T-24N □ -N	24	10 / 5 / 2	37	2650	0.135	700	24.5	45	28.7	39	Black
LCN0603T-27N □ -N	27	10 / 5 / 2	40	2800	0.220	600	29.2	74	34.6	65	Gray
LCN0603T-30N □ -N	30	10 / 5 / 2	37	2250	0.144	600	31.4	47	39.9	28	Brown
LCN0603T-33N □ -N	33	10 / 5 / 2	40	2300	0.220	600	36	67	49.5	42	White
LCN0603T-36N □ -N	36	10 / 5 / 2	38	2080	0.250	600	39.4	47	52.7	24	Red
LCN0603T-39N □ -N	39	10 / 5 / 2	40	2200	0.250	600	42.7	60	60.2	40	Black
LCN0603T-43N □ -N	43	10 / 5 / 2	39	2000	0.280	600	47	44	64.9	21	Orange
LCN0603T-47N □ -N	47 *	10 / 5 / 2	38	2000	0.280	600	52.2	62	77.2	35	Brown
LCN0603T-56N □ -N	56 *	10 / 5 / 2	38	1900	0.310	600	62.5	56	97	26	Red
LCN0603T-68N □ -N	68 *	10 / 5 / 2	37	1700	0.340	600	80.5	54	168	21	Orange
LCN0603T-72N □ -N	72 **	10 / 5 / 2	34	1700	0.490	400	82	53	135	20	Yellow
LCN0603T-82N □ -N	82 **	10 / 5 / 2	34	1700	0.540	400	96.2	54	177	21	Green
LCN0603T-R10 □ -N	100 **	10 / 5 / 2	34	1400	0.580	400	124	49			Blue
LCN0603T-R11 □ -N	110 **	10 / 5 / 2	32	1350	0.610	300	138	43			Violet
LCN0603T-R12 □ -N	120 **	10 / 5 / 2	32	1300	0.750	300	166	39			Gray
LCN0603T-R15 □ -N	150 **	10 / 5 / 2	28	990	0.920	280	250	25			White
LCN0603T-R18 □ -N	180 ***	10 / 5 / 2	25	990	1.250	240	305	22			Black
LCN0603T-R22 □ -N	220 ***	10 / 5 / 2	25	900	2.100	200	480	8			Brown
LCN0603T-R27 □ -N	270 ***	10 / 5 / 2	24	900	2.300	170	980	4			Red

Note : * at 200MHz ** at 150MHz *** at 100MHz

• Tolerance : G = \pm 2% , J = \pm 5% , K = \pm 10%

• Packaging : Clear Tape and Reel (Standard)

• L/Q : Agilent / HP4291A+Agilent / HP16193A

• SRF : Agilent/HP8753D / Agilent/HP4291A

• RDC : CH502BC HP4338B

• Irms for a 15°C rise above 25°C ambient

• Operating Temperature Range from -40°C to 125°C



ELECTRICAL CHARACTERISTICS LCN0805 SERIES : LEAD-FREE & ROHS COMPLIANCE

PART NO.	INDUCTANCE	TOLERANCE	Q	TEST	SRF	DC	RATED	COLOR
	at 250MHz (nH)	(±%)	Min.	FREQUENCY (MHz)	(MHz) Min.	RESISTANCE (Ω) Max.	CURRENT (mA) Max.	CODING
LCN0805T-2N8 □ -S	2.8	10 / 5	70	1500	7900	0.06	800	Gray
LCN0805T-3N0 □ -S	3.0	10 / 5	65	1500	7900	0.06	800	White
LCN0805T-3N3 □ -N	3.3	10 / 5	50	1500	7900	0.08	600	Black
LCN0805T-5N6 □ -N	5.6	10 / 5	65	1000	5500	0.08	600	Orange
LCN0805T-6N8 □ -N	6.8	10 / 5	50	1000	5500	0.11	600	Brown
LCN0805T-7N5 □ -N	7.5	10 / 5	50	1000	4500	0.14	600	Green
LCN0805T-8N2 □ -N	8.2	10 / 5	50	1000	4700	0.12	600	Red
LCN0805T-10N □ -N	10	10 / 5 / 2	60	500	4200	0.10	600	Blue
LCN0805T-12N □ -N	12	10 / 5 / 2	50	500	4000	0.15	600	Orange
LCN0805T-15N □ -N	15	10 / 5 / 2	50	500	3400	0.17	600	Yellow
LCN0805T-18N □ -N	18	10 / 5 / 2	50	500	3300	0.20	600	Green
LCN0805T-22N □ -N	22	10 / 5 / 2	55	500	2600	0.22	500	Blue
LCN0805T-24N □ -N	24	10 / 5 / 2	50	500	2000	0.22	500	Gray
LCN0805T-27N □ -N	27	10 / 5 / 2	55	500	2500	0.25	500	Violet
LCN0805T-33N □ -N	33	10 / 5 / 2	60	500	2050	0.27	500	Gray
LCN0805T-36N □ -N	36	10 / 5 / 2	55	500	1700	0.27	500	Orange
LCN0805T-39N □ -N	39	10 / 5 / 2	60	500	2000	0.29	500	White
LCN0805T-43N □ -N	43 *	10 / 5 / 2	60	500	1650	0.34	500	Yellow
LCN0805T-47N □ -N	47 *	10 / 5 / 2	60	500	1650	0.31	500	Black
LCN0805T-56N □ -N	56 *	10 / 5 / 2	60	500	1550	0.34	500	Brown
LCN0805T-68N □ -N	68 *	10 / 5 / 2	60	500	1450	0.38	500	Red
LCN0805T-82N □ -N	82 **	10 / 5 / 2	65	500	1300	0.42	400	Orange
LCN0805T-91N □ -N	91 **	10 / 5 / 2	65	500	1200	0.48	400	Black
LCN0805T-R10 □ -N	100 **	10 / 5 / 2	65	500	1200	0.46	400	Yellow
LCN0805T-R11 □ -N	110 **	10 / 5 / 2	50	250	1000	0.48	400	Brown
LCN0805T-R12 □ -N	120 **	10 / 5 / 2	50	250	1100	0.51	400	Green
LCN0805T-R15 □ -N	150 ***	10 / 5 / 2	50	250	920	0.56	400	Blue
LCN0805T-R18 □ -N	180 ***	10 / 5 / 2	50	250	870	0.64	400	Violet
LCN0805T-R20 □ -N	200 ***	10 / 5 / 2	50	250	860	0.68	400	Red
LCN0805T-R22 □ -N	220 ***	10 / 5 / 2	50	250	850	0.70	400	Gray
LCN0805T-R24 □ -N	240 ***	10 / 5 / 2	44	250	690	1.00	350	Red
LCN0805T-R25 □ -N	250 ***	10 / 5 / 2	45	250	660	1.20	350	Yellow
LCN0805T-R27 □ -N	270 ***	10 / 5 / 2	48	250	650	1.30	350	White
LCN0805T-R33 □ -N	330 ***	10 / 5 / 2	48	250	600	1.65	310	Black
LCN0805T-R39 □ -N	390 ***	10 / 5 / 2	25	250	400	1.80	290	Brown
LCN0805T-R47 □ -N	470 ****	10 / 5 / 2	33	100	400	2.00	250	Violet
LCN0805T-R56 □ -N	560 ****	10 / 5 / 2	20	50	200	2.10	230	Orange
LCN0805T-R68 □ -N	680 ****	10 / 5 / 2	18	50	130	2.30	190	Green
LCN0805T-R82 □ -N	820 ****	10 / 5 / 2	15	50	100	2.50	180	Blue

Note : * at 200MHz ** at 150MHz *** at 100MHz **** at 50MHz ***** at 25MHz

• Tolerance : G =±2% , J =±5% , K =±10%

• Packaging : Clear Tape and Reel (Standard)

• L/Q : Agilent / HP4291A+Agilent / HP16193A

• SRF : Agilent/HP8753D / Agilent/HP4291A

• RDC : CH502BC HP4338B

• Irms for a 15°C rise above 25°C ambient

• Operating Temperature Range from -40°C to 125°C



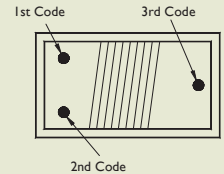
ELECTRICAL CHARACTERISTICS LCN1008 SERIES : LEAD-FREE & ROHS COMPLIANCE

PART NO.	INDUCTANCE at 50MHz (nH)	TOLERANCE (±%)	Q Min.	TEST FREQUENCY (MHz)	SRF (MHz) Min.	Rdc Max (Ω)	Irms Max (mA)	COLOR CODING		
								1 st	2 nd	3 rd
LCN1008T-10N □ -N	10	10 / 5 / 2	50	500	4100	0.08	1000	Brown	Black	Black
LCN1008T-12N □ -N	12	10 / 5 / 2	50	500	3300	0.09	1000	Brown	Red	Black
LCN1008T-15N □ -N	15	10 / 5 / 2	50	500	2500	0.10	1000	Brown	Green	Black
LCN1008T-18N □ -N	18	10 / 5 / 2	50	350	2500	0.11	1000	Brown	Gray	Black
LCN1008T-22N □ -N	22	10 / 5 / 2	55	350	2400	0.12	1000	Red	Red	Black
LCN1008T-27N □ -N	27	10 / 5 / 2	55	350	1600	0.13	1000	Red	Violet	Black
LCN1008T-33N □ -N	33	10 / 5 / 2	60	350	1600	0.14	1000	Orange	Orange	Black
LCN1008T-39N □ -N	39	10 / 5 / 2	60	350	1500	0.15	1000	Orange	White	Black
LCN1008T-47N □ -N	47	10 / 5 / 2	65	350	1500	0.16	1000	Yellow	Violet	Black
LCN1008T-56N □ -N	56	10 / 5 / 2	65	350	1300	0.18	1000	Green	Blue	Black
LCN1008T-68N □ -N	68	10 / 5 / 2	65	350	1300	0.20	1000	Blue	Gray	Black
LCN1008T-82N □ -N	82	10 / 5 / 2	60	350	1000	0.22	1000	Gray	Red	Black
LCN1008T-R10 □ -N	100 *	10 / 5 / 2	60	350	1000	0.56	650	Brown	Black	Brown
LCN1008T-R12 □ -N	120 *	10 / 5 / 2	60	350	950	0.63	650	Brown	Red	Brown
LCN1008T-R15 □ -N	150 *	10 / 5 / 2	45	100	850	0.70	580	Brown	Green	Brown
LCN1008T-R18 □ -N	180 *	10 / 5 / 2	45	100	750	0.77	620	Brown	Gray	Brown
LCN1008T-R22 □ -N	220 *	10 / 5 / 2	45	100	700	0.84	500	Red	Red	Brown
LCN1008T-R27 □ -N	270 *	10 / 5 / 2	45	100	600	0.91	500	Red	Violet	Brown
LCN1008T-R33 □ -N	330 *	10 / 5 / 2	45	100	570	1.05	450	Orange	Orange	Brown
LCN1008T-R39 □ -N	390 *	10 / 5 / 2	45	100	500	1.12	470	Orange	White	Brown
LCN1008T-R47 □ -N	470 *	10 / 5 / 2	45	100	450	1.19	470	Yellow	Violet	Brown
LCN1008T-R56 □ -N	560 *	10 / 5 / 2	45	100	415	1.33	400	Green	Blue	Brown
LCN1008T-R62 □ -N	620 *	10 / 5 / 2	45	100	375	1.40	300	Blue	Red	Brown
LCN1008T-R68 □ -N	680 *	10 / 5 / 2	45	100	375	1.47	400	Blue	Gray	Brown
LCN1008T-R75 □ -N	750 *	10 / 5 / 2	45	100	360	1.54	360	Violet	Green	Brown
LCN1008T-R82 □ -N	820 *	10 / 5 / 2	45	100	350	1.61	400	Gray	Red	Brown
LCN1008T-R91 □ -N	910 *	10 / 5 / 2	35	50	320	1.68	380	White	Brown	Brown
LCN1008T-IR0 □ -N	1000 *	10 / 5 / 2	35	50	220	1.75	370	Brown	Black	Red
LCN1008T-IR2 □ -N	1200 **	10 / 5 / 2	35	50	186	2.0	310	Brown	Red	Red
LCN1008T-IR5 □ -N	1500 **	10 / 5 / 2	28	50	200	2.3	330	Brown	Green	Red
LCN1008T-IR8 □ -N	1800 **	10 / 5 / 2	25	50	170	2.6	300	Brown	Gray	Red
LCN1008T-2R2 □ -N	2200 **	10 / 5 / 2	20	50	110	2.8	280	Red	Red	Red
LCN1008T-2R7 □ -N	2700 **	10 / 5 / 2	15	25	140	3.2	290	Red	Violet	Red
LCN1008T-3R3 □ -N	3300 **	10 / 5 / 2	15	25	100	3.4	290	Orange	Orange	Red
LCN1008T-3R9 □ -N	3900 **	10 / 5 / 2	15	25	100	3.6	260	Orange	White	Red
LCN1008T-4R7 □ -N	4700 **	10 / 5 / 2	13	25	90	4.0	260	Yellow	Violet	Red
LCN1008T-5R6 □ -N	5600 **	10 / 5 / 2	16	7.9	20	4.0	240	Green	Yellow	Red
LCN1008T-6R8 □ -N	6800 **	10 / 5 / 2	18	7.9	40	4.9	200	Yellow	Gray	Red
LCN1008T-8R2 □ -N	8200 **	10 / 5 / 2	18	7.9	25	6.0	170	Gray	Red	Red

Note : * at 25MHz ** at 7.9MHz

- When ordering, please specify tolerance and packaging code. Ex : LCN1008T -R82J -N
- Tolerance : G =±2% , J =±5% , K =±10%
- Packaging : Clear Tape and Reel (Standard)
- L/Q : Agilent / HP4291A+Agilent / HP16193A

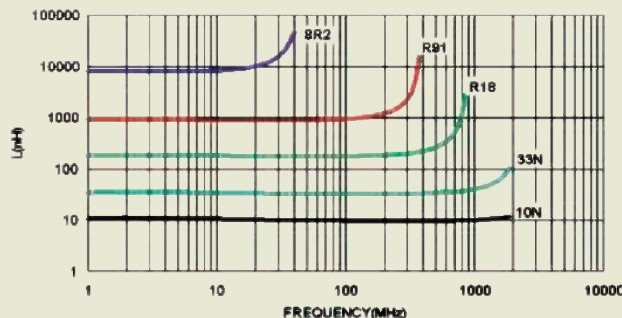
- SRF : Agilent/HP8753D / Agilent/HP4291A
- RDC : CH502BC HP4338B
- Irms for a 15°C rise above 25°C ambient
- Operating Temperature Range from -40°C to 125°C



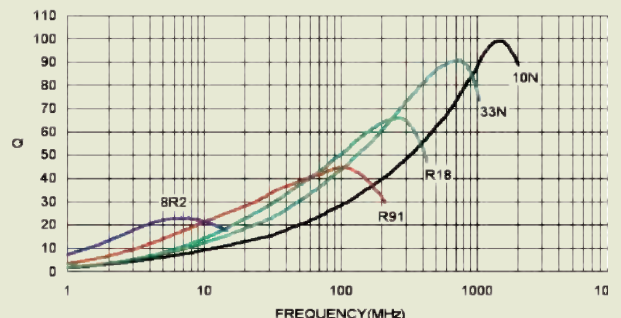
COLOR CODING

TEST INSTRUMENTS : HP4291A MATERIAL / IMPEDANCE ANALYZER

Typical L vs Frequency



Typical Q vs Frequency





ELECTRICAL CHARACTERISTICS CSI008 SERIES : LEAD-FREE & ROHS COMPLIANCE

PART NO.	INDUCTANCE (nH)	TEST FREQUENCY (MHz)	TOLERANCE (±%)	Q Min.	TEST FREQUENCY (MHz)	SRF (MHz)	RDC MAX (Ω)	IRMS (mA) Max.	COLOR CODING		
									1 st	2 nd	3 rd
LCN1206T-3N3 □ -N	3.3	100	10/5	30	300	6200	0.05	1000	Black	Orange	Black
LCN1206T-6N8 □ -N	6.8	100	10/5	30	300	5500	0.07	1000	Black	Blue	Black
LCN1206T-10N □ -N	10	100	10/5/2	40	300	4000	0.08	1000	Brown	Black	Black
LCN1206T-12N □ -N	12	100	10/5/2	40	300	3200	0.08	1000	Brown	Red	Black
LCN1206T-15N □ -N	15	100	10/5/2	40	300	3200	0.10	1000	Brown	Green	Black
LCN1206T-18N □ -N	18	100	10/5/2	50	300	2800	0.10	1000	Brown	Gray	Black
LCN1206T-22N □ -N	22	100	10/5/2	50	300	2200	0.10	1000	Red	Red	Black
LCN1206T-27N □ -N	27	100	10/5/2	50	300	1800	0.11	1000	Red	Violet	Black
LCN1206T-33N □ -N	33	100	10/5/2	55	300	1800	0.11	1000	Orange	Orange	Black
LCN1206T-39N □ -N	39	100	10/5/2	55	300	1800	0.12	1000	Orange	White	Black
LCN1206T-47N □ -N	47	100	10/5/2	55	300	1500	0.13	1000	Yellow	Violet	Black
LCN1206T-56N □ -N	56	100	10/5/2	55	300	1450	0.14	1000	Green	Blue	Black
LCN1206T-68N □ -N	68	100	10/5/2	55	300	1200	0.26	900	Blue	Gray	Black
LCN1206T-82N □ -N	82	100	10/5/2	55	300	1200	0.21	900	Gray	Red	Black
LCN1206T-R10 □ -N	100	100	10/5/2	55	300	1100	0.26	850	Brown	Black	Brown
LCN1206T-R12 □ -N	120	100	10/5/2	60	300	1100	0.26	800	Brown	Red	Brown
LCN1206T-R15 □ -N	150	100	10/5/2	60	300	950	0.31	750	Brown	Green	Brown
LCN1206T-R18 □ -N	180	50	10/5/2	60	300	900	0.43	700	Brown	Gray	Brown
LCN1206T-R22 □ -N	220	50	10/5/2	60	300	760	0.50	670	Red	Red	Brown
LCN1206T-R27 □ -N	270	50	10/5/2	55	300	730	0.56	630	Red	Violet	Brown
LCN1206T-R33 □ -N	330	50	10/5/2	45	150	650	0.62	590	Orange	Orange	Brown
LCN1206T-R39 □ -N	390	50	10/5/2	45	150	600	0.75	530	Orange	White	Brown
LCN1206T-R47 □ -N	470	50	10/5/2	45	150	550	1.30	490	Yellow	Violet	Brown
LCN1206T-R56 □ -N	560	35	10/5/2	45	150	470	1.34	460	Green	Blue	Brown
LCN1206T-R62 □ -N	620	35	10/5/2	45	150	470	1.58	460	Blue	Red	Brown
LCN1206T-R68 □ -N	680	35	10/5/2	45	150	450	1.58	430	Blue	Gray	Brown
LCN1206T-R75 □ -N	750	35	10/5/2	45	150	440	2.25	320	Violet	Green	Brown
LCN1206T-R82 □ -N	820	35	10/5/2	45	150	420	1.82	400	Gray	Red	Brown
LCN1206T-R91 □ -N	910	35	10/5/2	45	150	410	2.95	310	White	Brown	Brown
LCN1206T-1R0 □ -N	1000	35	10/5/2	45	150	400	2.80	320	Brown	Black	Red
LCN1206T-1R2 □ -N	1200	35	10/5/2	45	150	380	3.20	300	Brown	Red	Red

• When ordering, please specify tolerance and packaging code. Ex : LCN1206T -R12J -N

• Packaging : Clear Tape and Reel (Standard)

• SRF : Agilent / HP8753D / Agilent HP4291A

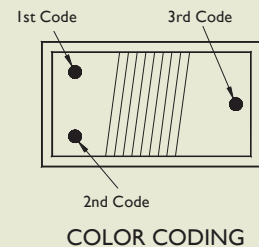
• Irms for a 15°C rise above 25°C ambient.

• Tolerance : G = ±2% , J = ±5% , K = ±10% ,

• L, Q : Agilent / HP4291A + Agilent / HP16193A

• RDC : CH502BC HP4338B

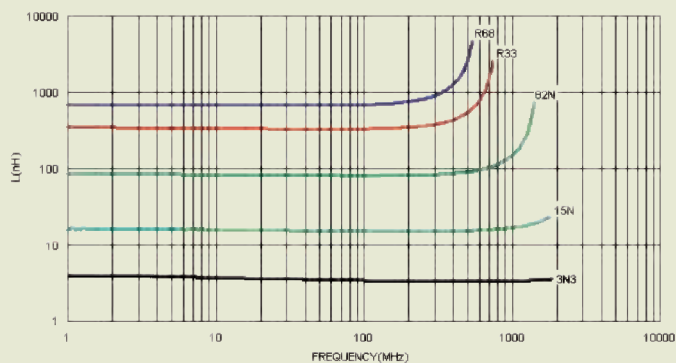
• Operating Temperature Range from -40°C to 125°C



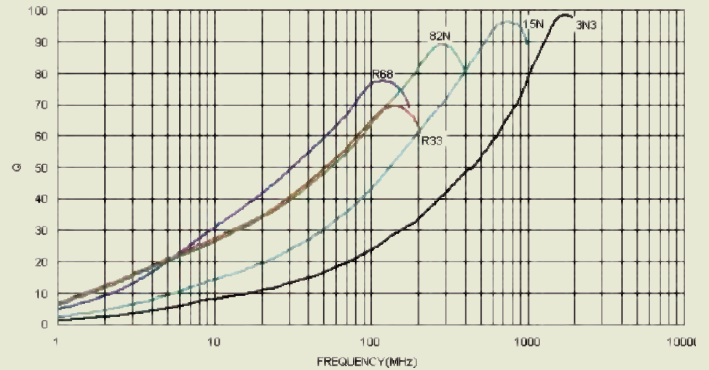


TEST INSTRUMENTS : HP4291A MATERIAL / IMPEDANCE ANALYZER

Typical L vs Frequency

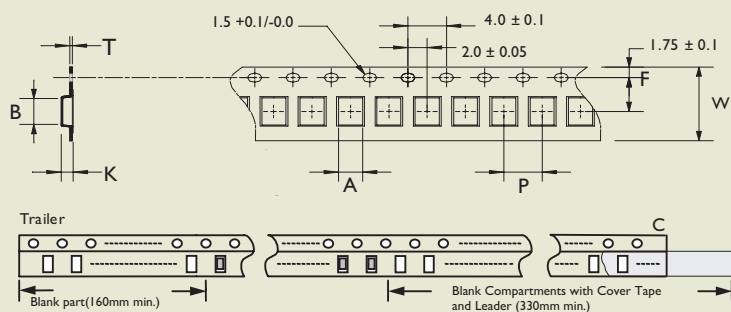


Typical Q vs Frequency

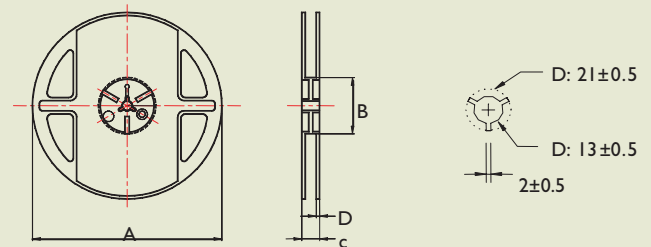


PACKAGING SPECIFICATIONS

Tape Dimensions



Reel Dimensions



Dimensions : mm

TYPE	TAPE DIMENSIONS							REEL DIMENSIONS				QUANTITY/REEL
	A	B	T	W	P	F	K	A	B	C	D	
LCN0402	0.6	1.25	0.23	8	4	3.5	0.8	178	60	12	1.5	4000
LCN0603	1.15	1.83	0.23	8	4	3.5	1.00	178	60	12	1.5	4000
LCN0805	1.85	2.45	0.23	8	4	3.5	1.45	178	60	12	1.5	2500
LCN1008	2.70	2.95	0.23	8	4	3.5	2.25	178	60	12	1.5	2000
LCN1206	2.95	3.85	0.25	12	4	5.5	2.45	178	60	16	1.4	2000



RECOMMEND SOLDERING CONDITIONS

for: CS/ CT/ LCN/ HC/ HQ/ CMM/ NL (open type)/ NLC (open type)/ LS

